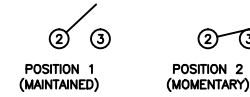


**SCHEMATIC**



**SPECIFICATIONS**

**FUNCTION:**  
1P1T OFF-(ON)

**RATINGS:**  
ANSI/UL 1054 and CAN/CSA C22.2 No. 55 (E194579):  
11A 125VAC [cURus]  
5.5A 250VAC [cURus]

EN 61058-1:2002/VDE 0630-1: (40017067):  
4A 250V~ 1E4 T55 [ENEC10, VDE]

**CONTACT RESISTANCE:**  
Initial: 30mΩ Max. at 50VAC

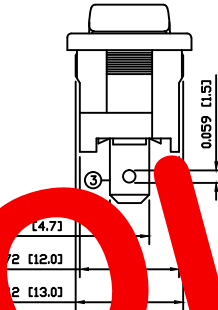
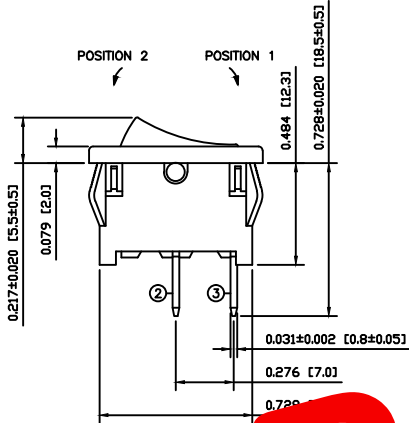
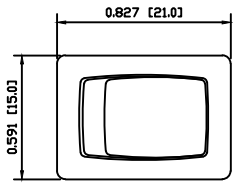
**INSULATION RESISTANCE:**  
500MΩ Min. at 500VDC

**DIELECTRIC STRENGTH:**  
1,000VAC For 1 Minute

**ELECTRICAL LIFE:**  
6,000 Cycles [cURus]  
10,000 Cycles [ENEC10, VDE]

**TEMPERATURE:**  
Operating: -20°C to 55°C [cURus]  
Operating: -20°C to 55°C [ENEC10, VDE]

**APPROVALS:**



OBSOLETE

March 2015

**COLORS AND MARKINGS**

**BODY:**  
Black

**ACTUATOR:**  
Black

**MARKING:**  
None

**MARKING COLOR:**  
None

**MATERIALS**

**BODY:**  
Polyamide 6/6 (PA66), UL94 V-2

**ACTUATOR:**  
Polyamide 6/6 (PA66), UL94 V-2

**SPRING:**  
Steel

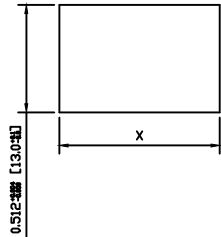
**PLUNGER:**  
Polyamide 6/6 (PA66), UL94 V-2

**MOBILE CONTACT:**  
Silver Plated Copper

**CONTACTS:**  
Silver Alloy Over Copper

**TERMINALS:**  
Silver Plated Brass

**SUGGESTED PANEL CUTOUT**



PANEL THICKNESS	X
0.020~0.049 [0.50~1.25]	0.764 [19.4]
0.049~0.079 [1.25~2.00]	0.775 [19.7]
0.079~0.118 [2.00~3.00]	0.787 [20.0]

ACTUATOR	REV.	DATE	BY
A	06/07/28	CAB	
BODY	A	06/07/28	CAB
COLORS	A	06/07/28	CAB
MATERIALS	A	06/07/28	CAB
SPECIFICATIONS	A	06/07/28	CAB
REFERENCE	REV. <td>DATE <td>BY </td></td>	DATE <td>BY </td>	BY

THE INFORMATION CONTAINED IN THIS DOCUMENT IS PROPRIETARY TO E-SWITCH-LAMB INDUSTRIES AND IS NOT TO BE COPIED OR TRANSFERRED

INITIAL RELEASE	DESCRIPTION	PCRD0152	09/11/25	CAB
PCRD				

DIMENSIONS	INCHES [MILLIMETERS]
GENERAL TOLERANCES	±0.008 [±0.2] / ±1*
SCALE	DRAWING NOT TO SCALE

RA114A1100	
DRAWING NUMBER	DATE
03-RA114A1100	NOVEMBER 25, 2009
REVISION	A